



SOUTHERN POWER DISTRIBUTION COMPANY OF TELANGANA LIMITED
CIN U40109TG2000SGC034116
(Formerly Central Power Distribution Company of Andhra Pradesh Limited)

BALANCE SHEET FOR SECOND QUARTER OF 2022-23 AS AT 30.09.2022 (Amount in Crore)

	Particulars	Note No.	As at 30.09.2022 (Unaudited)	As at 30.06.2022 (Unaudited)	As at 30.09.2021 (Unaudited)	As at 31.03.2022 (Audited)
I	EQUITY AND LIABILITIES					
1	Shareholders' Funds					
	(a) Share Capital	2	12,017.93	12,017.93	12,017.93	12,017.93
	(b) Reserves and Surplus	3	(29,878.81)	(29,957.13)	(31,775.06)	(29,077.71)
	(c) Money received against share warrants		-	-	-	-
2	Share application money pending allotment					
	i. Funds by Government of Telangana	3.1				
3	Non-Current Liabilities					
	(a) Long-term Borrowings	4	16,364.46	15,570.60	16,385.61	14,310.43
	(b) Deferred tax liabilities (Net)		-	-	-	-
	(c) Other Long term liabilities	5	287.63	291.14	316.86	309.37
	(d) Long-term Provisions	6	1,796.76	1,809.18	2,103.58	1,917.33
4	Current Liabilities					
	(a) Short-term Borrowings	7	2,351.61	2,088.77	594.66	3,224.67
	(b) Trade Payables	8	25,356.87	25,764.95	24,403.21	28,792.81
	(c) Other Current Liabilities	9	6,189.92	5,442.29	7,091.77	6,200.26
	(d) Short-term Provisions	10	457.46	457.46	370.85	521.68
	TOTAL		34,943.83	33,485.19	31,509.41	38,216.77
II	ASSETS					
1	Non-Current Assets					
	(a) Property, Plant And Equipment					
	(i) Tangible Assets	11	9,741.22	9,594.44	9,255.30	9,365.17
	(ii) Intangible Assets		24.00	23.09	2.12	24.18
	(iii) Capital Work in Progress		1,094.71	1,039.52	936.16	1,087.92
	(b) Non-Current Investments	12	489.96	454.79	456.97	456.51
	(c) Deferred Tax Assets (Net)	13	1,803.68	1,803.68	2,011.58	1,803.68
	(d) Long-term loans and advances	14	280.36	190.35	171.30	190.37
	(e) Other Non-current Assets	15	5.72	5.56	6.23	5.72
2	Current Assets					
	(a) Current Investments		-	-	-	-
	(b) Inventories	16	233.18	261.52	231.77	222.82
	(c) Trade Receivables	17	14,288.42	12,723.39	11,881.23	11,791.28
	(d) Cash and cash equivalents	18	12.13	158.64	(116.67)	176.55
	(e) Short-term Loans and Advances	19	1,434.97	1,769.35	1,509.30	1,431.61
	(f) Other Current Assets	20	5,535.48	5,460.86	5,164.12	11,660.96
	Total		34,943.83	33,485.19	31,509.41	38,216.77
	Summary of Significant Accounting policies	1				

The Accompanying notes are the integral part of the financial Statements

For and on behalf of the Board of Directors of
Southern Power Distribution Company of TS Limited

P. Narasimha Rao
Sri P. Narasimha Rao
Director Finance / CFO
DIN : 08242557

Sri G. Raghuma Reddy
Sri G. Raghuma Reddy
Chairman & Managing Director
DIN : 02943771

P. Krishna Reddy
P. Krishna Reddy
Chief General Manager
(Finance)

Anil Kumar
Anil Kumar Voruganti
Company Secretary
F.No. 9521

Date : 28 NOV 2022
Place: Hyderabad

Kept blank



SOUTHERN POWER DISTRIBUTION COMPANY OF TELANGANA LIMITED
CIN U40109TG2000SGC034116
(Formerly Central Power Distribution Company of Andhra Pradesh Limited)

STATEMENT OF PROFIT & LOSS FOR THE SECOND QUARTER ENDED 30.09.2022 (Amount in Crore)


Particulars	Note No.	Q2 of 2022-23	Cumulative for	Q2 of 2021-22	FY 2021-22
		(Unaudited)	2022-23	(Unaudited)	(Audited)
		₹	₹		₹
I Revenue from Operations	21	8,225.42	16,512.76	6,039.39	26,921.55
II Other Income	22	42.87	70.20	25.42	127.41
III Total Revenue		8,268.29	16,582.96	6,064.81	27,048.96
IV Expenses					
Power Purchase Expense	23	7,264.42	15,424.17	6,888.90	28,029.68
Employee Benefit expense	24	490.75	958.04	456.68	1,994.96
Operation and Other Expenses	25	61.55	100.67	61.04	312.77
Finance Costs	26	450.10	1,008.05	448.52	2,345.77
Depreciation and amortisation expense	11	182.38	362.84	279.93	1,126.23
Total Expenses		8,449.20	17,853.77	8,135.07	33,809.41
V Profit/(Loss) before exceptional & extraordinary items and tax (III-IV)		(180.91)	(1,270.81)	(2,070.26)	(6,760.45)
VI Exceptional Items	27	17.23	36.23	8.00	(6,341.55)
VII Profit/(Loss) before extraordinary items and tax (V-VI)		(198.14)	(1,307.04)	(2,078.26)	(418.90)
VIII Extraordinary Items		-	-	-	-
IX Profit/(Loss) before tax (VII-VIII)		(198.14)	(1,307.04)	(2,078.26)	(418.90)
X Tax Expense:					
(1) Current Tax		-	-	-	-
(2) Deferred Tax		-	-	-	(207.90)
XI Profit (Loss) for the period from continuing operations (IX-X)		(198.14)	(1,307.04)	(2,078.26)	(626.80)
XII Profit/(loss) from discontinuing operations		-	-	-	-
XIII Tax expense of discontinuing operations		-	-	-	-
XIV Profit/(loss) from discontinuing operations (after tax) (XII-XIII)		-	-	-	-
XV Profit/(Loss) for the period (XI+XIV)		(198.14)	(1,307.04)	(2,078.26)	(626.80)
XVI Earnings per equity share: In Rupees					
(1) Basic		(0.16)	(1.09)	(1.73)	(0.52)
(2) Diluted		(0.16)	(1.09)	(1.73)	(0.52)
Summary of Significant Accounting policies	1				

The Accompanying notes are the integral part of the financial Statements

For and on behalf of the Board of Directors of
Southern Power Distribution Company of TS Limited


Sri P. Narasimha Rao
Director Finance / CFO
DIN : 08242557


Sri G. Raghurama Reddy
Chairman & Managing
DIN : 02943771


P. Krishna Reddy
Chief General Manager
(Finance)


Anil Kumar Voruganti
Company Secretary
F.No. 9521

Date : 28 NOV 2022
Place: Hyderabad

Kept blank




SOUTHERN POWER DISTRIBUTION COMPANY OF TELANGANA LIMITED
CIN U40109TG2000SGC034116
(Formerly Central Power Distribution Company of Andhra Pradesh Limited)


CASH FLOW STATEMENT FOR THE SECOND QUARTER ENDED 30TH SEPT, 2022 (Unaudited and Amount in Crore)

Particulars	Period Ended 30th Sept, 2022	Period Ended 30th June, 2022
A. Cash flows from operating activities:		
Net Profit before tax	(198.14)	(1,108.90)
Adjustments:		
Add: Depreciation	182.38	180.46
Add: Interest on Long Term Borrowings	102.71	102.29
Less: Interest on Investments	(5.08)	(5.08)
Add: Loss on Sale of Property Plant and Equipment		
Add: Non Cash Expenditure		
Less: Withdrawal of Depreciation on Consumer Contributed Assets	-	-
Operating profit before working capital changes	81.87	(831.23)
Changes in Working Capital		
Increase/(Decrease) in Non-Current Liabilities		
Other Long Term Liabilities	(4.11)	(16.91)
Long Term Provisions	(12.42)	(108.15)
(Increase)/Decrease in Non-Current Assets		
Long-term Loans & Advances	1.58	0.78
Other Non-current Assets	(0.16)	0.16
Increase/(Decrease) in Current Liabilities		
Short Term Borrowings	262.84	(1,135.90)
Trade Payables	(408.08)	(3,027.86)
Other Current Liabilities	747.63	(757.97)
Short Term Provisions	-	(64.22)
Increase/(Decrease) in Employee Liability	-	-
(Increase)/Decrease in Current Assets		
Inventories	28.34	(38.70)
Trade Receivables	(1,565.03)	(932.11)
Short-term Loans & Advances	334.38	(337.74)
Other Current Assets	(74.62)	6,200.10
Cash generated from operations	(607.78)	(1,049.75)
Net Cash flow from Operating Activities	(607.78)	(1,049.75)
B. Cash flows from investing activities:		
Purchases/Investments of Property Plant and Equipment	(330.07)	(408.64)
Purchases/Investments in Capital Work in Progress	(55.19)	48.40
(Purchase of Investments)/Redemption	(35.17)	1.72
Interest on Investments	5.08	5.08
Investment in Capital Advances	(91.59)	(0.76)
Increase in Other Long Term Liabilities	0.19	(1.28)
Net cash flow from investing activities	(506.75)	(355.48)
C. Cash flows from financing activities:		
Consumer Contributions Received	271.63	229.12
Increase (Decrease) in Long Term Borrowings	793.86	1,260.17
Interest paid on Long Term Borrowings	(102.71)	(102.29)
Increase in Contingency Reserve	4.83	0.36
Increase in GIS Saving Fund	0.09	0.08
Increase in Self Funding Medical Scheme	0.32	(0.12)
Funds received in UDAY Scheme	-	-
Investment by Government of Telangana in DISCOM's	-	-
Decrease (Increase) in Surplus /retained Earnings	-	-
Decrease in Surplus /retained Earnings	-	-
Net cash flow from financing activities	968.02	1,387.32
Net Increase/ (Decrease) in cash and cash equivalents during the period	(146.51)	(17.91)
Cash and cash equivalents at the beginning of the period	158.64	176.55
Cash and cash equivalents at the end of the period	12.13	158.64

For and on behalf of the Board of Directors of
Southern Power Distribution Company of TS Limited


Sri P. Narasimha Rao
Director Finance / CFO
DIN : 08242557


Sri G. Raghuma Reddy
Chairman & Managing Director
DIN : 02943771


P. Krishna Reddy
Chief General Manager
(Finance)


Anil Kumar Voruganti
Company Secretary
F.No. 9521

Date: 28 NOV 2022
Place: Hyderabad

Kept blank

Notes to Financial Statements for the period ended 30th Sept'2022	
1	Company Overview
	<p>Southern Power Distribution Company of Telangana Limited (Formerly Central Power Distribution Company of Andhra Pradesh Limited)[The Company] was incorporated under the Companies Act ,1956 as a public limited company under the second transfer scheme notified by the Government of Andhra Pradesh (GoAP) (vide G.O.Ms.No.35, Energy (Power-II) dated 31-03-2000), 30-03-2000 to carry on the business of distribution and retail supply of power in the geographical spread of districts in Telangana and commenced commercial operations from 01-04-2000. Company is a government company as defined under section 2(45) of the Companies Act, 2013 and company is not listed under in any stock exchange.</p>
	<p>During the Financial year 2014-15, State of Andhra Pradesh was bifurcated as States of Telangana and residual State of Andhra Pradesh. Vide AP Reorganisation Act, 2014 [APR Act] w.e.f. 02.06.2014. In terms of Schedule XII to the APR Act, two operating business circles of the Company, namely, Ananthpur and Kurnool, were de-merged and Assets and Liabilities were transferred in terms of GO Ms. No.24 Dt. 29.05.2014 issued by Government of Andhra Pradesh.</p>
	Significant accounting policies
1.1	a.Basis of preparation
	<p>The financial statements are prepared under the historical cost convention on accrual basis , in accordance with Indian Generally Accepted Accounting Principles ("GAAP") and mandatory accounting standards specified under Section 133 of the Companies Act,2013, read with Rule 7 of the Companies (Accounts) Rules, 2014. Accounting policies have been consistently applied except where a newly issued accounting standard, if initially adopted or a revision to an existing accounting standard requires a change in the accounting policy hitherto is use. Management evaluates all recently issued or revised accounting standards on an ongoing basis.</p>
	b. Functional and Presentation of Currency
	<p>The financial statements are presented in Indian Rupees (INR), which is also the Company's functional currency. All amounts have been rounded-off to the nearest Crores, unless otherwise mentioned.</p>
1.2	Use of estimates
	<p>In preparation of the financial statements in conformity with GAAP, the Company is required to make judgments, estimates and assumptions about the carrying amount of assets and liabilities that are not readily apparent from other sources. The estimates and the associated assumptions are based on historical experience and other factors that are considered to be relevant. Actual results may differ from these estimates.</p>
	<p>The estimates and the underlying assumptions are reviewed on an ongoing basis. Revisions to accounting estimates are recognised in the period in which the estimate is revised and future periods affected. Significant judgments and estimates about the carrying amount of assets and liabilities include useful lives of tangible and intangible assets, impairment of tangible assets, intangible assets including goodwill, investments, contract costs to be incurred to complete contracts, provision for doubtful debts, employee benefits and other provisions and recoverability of deferred tax assets.</p>
1.3	Cash flow statement
	<p>Cash flows are reported using the indirect method, whereby profit/ (loss) before extraordinary items and tax is adjusted for the effects of transactions of non-cash nature and any deferrals of accruals of past of future cash receipts of payment. The cash flows from operating, investing and financing activities of the company are segregated based on the available information.</p>

Notes to Financial Statements for the period ended 30th Sept'2022	
1.4	Revenue recognition
	a) Sale of Power:
	i) Revenue from Sale of Power is accounted for based on demand raised on consumers. Tariff rates for sale of power are as per Tariff Order of The Telangana Electricity Regulatory Commission as approved for the reporting period.
	ii) Unbilled Revenue is recognised in the books of accounts on 'actual basis', considering the events occurring after balance sheet date.
	iii) Bills raised for theft of energy, whether on a consumer or an outsider are not recognized in full until the final assessment order is received from the competent authority of the Company. The amount received against initial assessment is treated as "Other Deposits".
	iv) Sale of Power under open access mechanism is entered into by TSPCC on behalf of the company in terms of SWAP arrangements with other traders/developers. The terms of SWAP transactions are to get back/return the power @ 105% of the power lent/borrowed.
	b) Other Income
	i) Miscellaneous receipts are accounted on accrual basis.
	ii) Recoveries whether from employees or outsiders are accounted as and when collected.
	iii) Interest accrued on long term investment during the reporting period is credited to 'Contingency Reserve'.

1.5	Property, Plant And Equipment
	a) Property, Plant And Equipment
	Property, Plant And Equipment of the Company are stated in the books of accounts and disclosed in annual accounts at Historical Cost, which includes incidental cost related to acquisition and installation less accumulated depreciation. Borrowing costs during the period of construction/installation is added to the cost of the eligible Qualifying assets. And specific useful lives have been adopted for significant components of fixed assets for computation of depreciation. Lands which are received in the form of gifts were accounted at stamp duty value.
	b) Intangible Assets
	Intangible assets are stated at cost less accumulated amortization and net of impairments, if any. An intangible asset is recognised if it is probable that the expected future economic benefits that are attributable to the asset will flow to the Company and its cost can be measured reliably. Intangible assets having finite useful lives are amortised on a straight-line basis over their estimated useful lives.
	c) Capital work in progress
	Fixed asset under construction, advance paid towards acquisition and cost of asset not put to use before the year end, are disclosed as capital work in progress, which further includes
	<ul style="list-style-type: none"> • Ten percent of the Cost of Capital Works capitalized to Capital Works towards Employee Cost and Administration & General Expenses (8.5% on Employees cost and 1.5% on Administration & General Expenses), as the Operation Circles are executing both Capital Works and Operation & Maintenance Works and it is not practicable to maintain records to identify the man hours spent by the staff on Capital Works. • Interest relating to construction period is calculated based on the average interest rate of loans drawn under a Scheme and capitalized. The interest is calculated from the date of expenditure incurred on respective Work Orders of the Scheme.

Notes to Financial Statements for the period ended 30th Sept'2022

1.6	Depreciation
	a) Depreciation on Property Plant and Equipment is provided under the 'Straight Line Method' up to 90% of the original cost of assets, at the rates notified by the Hon'ble CERC. In view of this the management opined that Schedule II to the Companies Act,2013 is not mandatorily applicable to the Company.
	b) Depreciation is calculated from the date of capitalization of the asset.
	c) With respect to the following Assets the rates applied during the previous reporting period ,as per CERC Notification are different from rates prescribed under Schedule II of Companies Act, 2013.
	Description of Asset and Rates of Depreciation as per Hon'ble CERC notification
	Buildings and Other Civil Works 3.34%
	Capacitor Banks 5.28%
	Plant & Machinery and Lines, Cables & Network 5.28%
	Material Handling Equipments 5.28%
	Meters / Meter Equipments 5.28 %
	Office Equipments and Air Conditioners 6.33%
	Furniture & Fixtures 6.33%
	Computers and IT Equipments 15.00%
	Vehicle – Car / Jeep / Scooter / Motor Cycle 9.50%
	Vehicle – Lorry / Truck 9.50%
	Battery Chargers 5.28%
	Management has not carried out an assessment of effective rates as per Schedule-II to the Companies Act, 2013 and thus such information is not furnished for the reporting period.

1.7	Impairment
	Property Plant and Equipment are reviewed for impairment whenever events or changes in circumstances indicate that their carrying amount may not be recoverable.
	An impairment loss is recognised in the Statement of Profit and Loss if the carrying amount of an asset exceeds its recoverable amount. Recoverable amount is the higher of an asset's net selling price or value in use.
	An impairment loss recognised on asset will be reversed when the conditions warranting impairment provision no longer exists.

Notes to Financial Statements for the period ended 30th Sept'2022	
1.8	Consumers contributions, grants and subsidies
	Consumer contributions are collected as per Tariff Order for the year towards Deposit works. These are recognized in the Statement of Profit or Loss by allocating them over the periods and in proportion in which depreciation on assets concerned is charged.
	Grants and subsidies received from State Government towards expensive power purchase and other government sponsored schemes are recognized in the Statement of Profit or Loss on accrual basis.
1.9	Investments
	Investments are classified as long term based on intent of the management at the time of acquisition. Long term investments are stated at cost and provision is made to recognize any decline, other than temporary, in the value of the investments.
	On the date of Balance Sheet the investments made with the AP Government, AP Transco, AP Genco and APPDCL, the status of these Investments were yet to be finalized as these entities were undergone demergers on the event of State Bifurcation and settlement between the Telangana Government and Andhra Pradesh Government is yet to settled.
1.10	Inventories
	Inventories includes materials and supplies purchased to be consumed in rendering of services and work in progress and also includes machinery spares and stores items which are to be used in connection with Property Plant and Equipment and are valued at cost. Cost is determined on weighted average basis. Cost includes insurance, freight, taxes and all other incidental expenses incurred to bring the inventories up to the Stores.
1.11	Employee benefits
	a) Short term employee benefits
	All employee benefits payable wholly within twelve months of rendering the service are classified as short term employee benefits. Benefits such as salaries, wages and bonus etc. are recognized in the statement of profit and loss in the period in which the employee renders the related service.
	b) Long term employee benefits
	Defined contribution plans
	The company deposits the contributions for provident fund scheme to appropriate authorities and these contributions are recognized in the statement of profit and loss in the financial year to which they relate.
	Defined benefit plans
	The company's gratuity and pension plans are the defined benefit plans. The present value of gratuity and pension obligation under such defined benefit plans are determined based on actuarial valuation carried out by an independent actuary using the projected unit credit method, which recognizes each period of service as giving rise to additional unit of employee benefit entitlement and measures each unit separately to build up the final obligation. The obligation is measured at the present value of the estimated future cash flows. The discount rate used for determining the present valuation of the obligation under defined benefit plans, is based on the market yield on government securities as at the valuation date having maturity periods approximating to the terms of related obligations. Actuarial gains and losses are recognized immediately in the statement of Profit and Loss.

Notes to Financial Statements for the period ended 30th Sept'2022**Other employee benefits**

Benefits under the company's leave encashment scheme constitute other employee benefits. The liability in respect of leave encashment is incorporated on the basis of actuarial valuation carried out by an independent actuary at the year end.

1.12 Taxes on income

Tax expense comprises current and deferred tax. Current income-tax is measured at the amount expected to be paid to the tax authorities in accordance with the Income-tax Act, 1961 enacted in India and tax laws prevailing in the respective tax jurisdictions where the company operates. The tax rates and tax laws used to compute the amount are those that are enacted or substantively enacted, at the reporting date.

Deferred income taxes reflect the impact of timing differences between taxable income and accounting income originating during the current year and reversal of timing differences for the earlier years. Deferred tax is measured using the tax rates and the tax laws enacted or substantively enacted at the reporting date. Deferred income tax relating to items recognized directly in equity is recognized in equity and not in the statement of profit and loss.

Deferred tax liabilities are recognized for all taxable timing differences. Deferred tax assets are recognized for deductible timing differences only to the extent that there is reasonable certainty that sufficient future taxable income will be available against which such deferred tax assets can be realized. In situations where the company has unabsorbed depreciation or carry forward tax losses, all deferred tax assets are recognized only if there is virtual certainty supported by convincing evidence that they can be realized against future taxable profits.

The carrying amount of deferred tax assets are reviewed at each reporting date. The company writes-down the carrying amount of deferred tax asset to the extent that it is no longer reasonably certain or virtually certain, as the case may be, that sufficient future taxable income will be available against which deferred tax asset can be realized. Any such write-down is reversed to the extent that it becomes reasonably certain or virtually certain, as the case may be, that sufficient future taxable income will be available.

1.13 Provision and contingencies

a) The company recognizes a provision when there is a present obligation as a result of a past event and it is probable that it would involve an outflow of resources and a reliable estimate can be made of the amount of such obligation. Such provisions are not discounted to their present value and are determined based on the management's estimation of the obligation required to settle the obligation at the balance sheet date and adjusted to reflect management's current estimates.

b) i) The policy for providing provision for bad and doubtful debts up to F.Y 2015-16 was based on non litigated receivables outstanding for more than 60 months and w.e.f F.Y 2016-17 the accounting policy has been changed i.e., based on LT Private bill stopped services arrears and HT Private bill stopped (including court cases) outstanding arrears for more than 24 months.

Notes to Financial Statements for the period ended 30th Sept'2022	
1.14	Accounting for Demerger
	<p>Consequent to bifurcation of the State of Andhra Pradesh, two operating Circles of the Company were demerged effectively on the appointed date, i.e., 02.06.2014 in terms with Schedule XII to the Andhra Pradesh Re-organisation Act 2014. Accordingly, Assets and Liabilities of the Company were bifurcated based on GO Ms. No.24 issued by united State of Andhra Pradesh. Financial Statements relating to this bifurcation were adopted by the Board of the Company and Certified by Independent Chartered Accountants and submitted to Expert Committee constituted under the APR Act. However in the case of Employees related assets and liabilities, certain -Long Term Liabilities, Long Term Loans and Advances, Cash and Cash Equivalents and Long Term Receivables, the basis of bifurcation as specified in the GO mentioned above could not followed and another basis was used for bifurcation of Assets and Liabilities and the bifurcation proposals were approved by the Expert committee vide D.O. Lr No. 5614/Expert committee/2014 dated 15-03-2018. But the net settlement of assets receivable/liabilities payment was not taken place and to that extent balances shared based on the other than geographical basis will be reflected in Financial statements under the various heads namely, in Note No. 3 Capital Reserve for an amount of Rs. 723 Crores, in Note No. 4 Long Term Borrowings for an amount of Rs. 1683.60 Crores and the net receivable on account of Demerger of assets and liabilities shared(both viz., Geographical basis and other than Geographical basis was resulted into) for an amount of Rs. 2096.60 Crores have been shown in Note No. 20 under the head other current assets.</p>
	Accounting for Merger(Re-organisation of districts in Telangana)
	<p>i)Consequent to Re-organisation of Districts and formation of new districts of Telangana w.e.f 11.10.2016 7 revenue mandals from jurisdiction of Karimnagar and Warangal which are under the jurisdiction of TSNPDCL were now re-organised to Siddipet District.</p> <p>ii) During the financial year 2019-20 all the entries relating to acquisition of Assets and taken over of liabilities in respect of Husnabad are settled through Inter Corporate Dues from the TSNPDCL.</p> <p>iii) In the notes forming part of the financial statements, wherever there is no feasibility to present the balances acquired in respect of Gundala Mandal as per classification of respective schedules, it is presented as an direct addition to the balances forming part of schedules before bifurcation .</p>
	<p>iv) The Govt of Telangana vide GO Ms No. 20 Dated: 23.02.2019 has re-transferred the Gundala Mandal from the TSNPDCL Jurisdiction to TSSPDCL and the said Mandal was earlier transferred from the TSSPDCL to TSNPDCL and with regard to the transfer of assets and liabilities, the TSSPDCL has taken over the Network of Gundala Mandal w.e.f.01.04.2019, accordingly the assets and liabilities of Gundala have been incorporated in the Financial Year 2019-20.</p>

Notes to Financial Statements for the period ended 30th Sept'2022

1.15	Earnings per share
	Basic earnings per share are calculated by dividing the net profit or loss for the period attributable to equity shareholders by the weighted average number of equity shares outstanding during the period. For the purpose of calculating diluted earnings per share, the net profit or loss for the period attributable to equity shareholders and the weighted average number of shares outstanding during the period are adjusted for the effects of all dilutive potential equity shares.
1.16	Third Transfer Scheme Balances
	(a) (i) The then Government of Andhra Pradesh (GoAP) vide G.O.Ms. No.58, Energy (Power-III), dated: 07-06-2005 notified the transfer of Bulk Supply Undertaking and Power Purchase Agreements from Transmission Corporation of Andhra Pradesh Limited (APTRANSCO) to the four Distribution Companies (DISCOMs), in specified ratios, as on 09-06-2005. The share of the Company in generation capacities of all generating stations allocated to the four DISCOMS is 43.48%.
	(ii) The GOAP has, vide G.O. Ms No.53, Energy (Power-III), dated: 28.04.2008, amended the share of four DISCOMs in the Generating Stations as per which the revised share of APCPDL is 46.06%. This G.O. shall be deemed to have come into force with retrospective effect from 09.06.2005. The retrospective implementation of the G.O. involves many calculations, revisions, etc. The Andhra Pradesh Power Co-ordination Committee (APPCC) has requested the GoAP to amend the date of implementation from April, 2008 onwards.
	(iii) The Accounting of Purchase of Power as disclosed in the Note No. 23 is based on the revised share of 46.06% and consequent to enactment of AP Reorganisation Bill, 2014 the Power Purchase ratio has been further revised vide G O Ms. No.20 dated 08.05.2014 w.e.f. 02/06/2014 viz., 38.02% ,15.87 %, 15.80 % and 30.31% in respect of TSSPDCL, TSNPDCL, APEPDCL and APSPDCL respective. And considering (38.02 Plus 15.87 %) as equal to 100 % of Both Discoms TSSPDCL and TSNPDCL, the proportionate percentage of TSSPDCL comes to $(38.02/53.89)*100$ is equal to 70.55 % and similarly in respect of TSNPDCL $(15.87/53.89)*100$ is equal to 29.45 %. Accordingly, TSPCC has allocated power purchase cost between the TSSPDCL and TSNPDCL in the ratio of 70.55 % and 29.45%.
	(b) The cost of Power Purchase, Inter-State Sale of power and its accounting are being carried out by the TSPCC and are intimated to the DISCOMs, which are adopted in the Company's books.

Kept blank

2- SHARE CAPITAL

The Authorised, issued, subscribed and fully paid up share capital comprises of equity shares having par value of Rs.10 each as follows				
Particulars	As at 30.09.2022	As at 30.06.2022	As at 30.09.2021	As at 31.03.2022
	₹ (in Crore)	₹ (in Crore)	₹ (in Crore)	₹ (in Crore)
Authorised				
2000,00,00,000 Equity shares of ₹ 10 each	20,000.00	20,000.00	20,000.00	20,000.00
Issued, Subscribed And Paid-up				
1,201,79,30,306 Equity shares of ₹ 10 each fully paid up	12,017.93	12,017.93	12,017.93	12,017.93
TOTAL	12,017.93	12,017.93	12,017.93	12,017.93

B. Details of Share Holders holding more than 5% shares in the company

Name of Shareholder	As at 30.09.2022 (As at 31.03.2022)	
	No. of Shares held	% of Holding
Equity Shares		
Governor of Telangana	12,01,79,30,306 (12,01,79,30,306)	100% * (100%)
Total	12,01,79,30,306	

* Includes 9 shares held by Nominees of Govt. of Telangana.

3 - RESERVES & SURPLUS

Particulars	As at 30.09.2022	As at 30.06.2022	As at 30.09.2021	As at 31.03.2022
a. Consumer Contribution towards capital assets				
Opening Balance	6,791.80	6,562.80	5,995.42	5,844.64
(+) Current year Receipts	271.52	229.00	192.03	718.16
Closing Balance	7,063.32	6,791.80	6,187.45	6,562.80
b. Subsidies towards cost of capital assets				
Opening Balance	73.40	73.40	73.40	73.40
(+) Current year Receipts	-	0.00	-	(0.00)
Closing Balance	73.40	73.40	73.40	73.40
c. Grants/Donations towards cost of capital assets				
Opening Balance	1,032.39	1,032.39	749.09	739.39
(+) Current year Receipts	-	-	6.24	293.00
Closing Balance	1,032.39	1,032.39	755.33	1,032.39
Total (Closing balance of a+b+c)	8,169.11	7,897.59	7,016.18	7,668.59
Less: Withdrawal towards cost of Capital Assets				
Opening Balance	(3,344.93)	(3,344.93)	(2,929.77)	(2,929.77)
(+) Current year Amortization to Statement of Profit and Loss	-	-	-	(415.16)
Closing Balance	(3,344.93)	(3,344.93)	(2,929.77)	(3,344.93)
Total	4,824.18	4,552.66	4,086.41	4,323.66
d. Statutory Reserves:				
Contingency Reserve Fund				
Opening Balance	58.12	57.76	56.23	55.25
(+) Current year Receipts	4.83	0.36	0.33	2.51
Closing Balance	62.95	58.12	56.56	57.76
e. Capital Reserve on Demerger				
Opening Balance	723.01	723.01	723.01	723.01
(+) Transfer on Demerger	-	-	-	-
Closing Balance	723.01	723.01	723.01	723.01
f. Surplus				
Opening Balance	(35,290.81)	(34,182.02)	(34,562.78)	(33,555.34)
(+) Net Profit/(Net Loss) For the Current Year	(198.14)	(1,108.90)	(2,078.26)	(626.80)
Closing Balance	(35,488.95)	(35,290.92)	(36,641.04)	(34,182.14)
Grand Total	(29,878.81)	(29,957.13)	(31,775.06)	(29,077.71)

SOUTHERN POWER DISTRIBUTION COMPANY OF TELANGANA LTD.

3.1 - SHARE APPLICATION MONEY PENDING FOR ALLOTMENT

Particulars	As at 30.09.2022	As at 30.06.2022	As at 30.09.2021	As at 31.03.2022
Investment in Discoms by Govt. of Telangana	-	-	-	-
Funds received under the UDAY Scheme	-	-	-	-
Total	-	-	-	-

4 - LONG TERM BORROWINGS

Particulars	As at 30.09.2022	As at 30.06.2022	As at 30.09.2021	As at 31.03.2022
Bonds	2,024.65	2,024.65	2,024.65	2,024.65
Term Loans				
i) From Banks	63.96	99.12	183.93	-
ii) From Other Parties	14,275.85	13,446.83	14,177.03	12,285.78
Total	16,364.46	15,570.60	16,385.61	14,310.43

5- OTHER LONG TERM LIABILITIES

Particulars	As at 30.09.2022	As at 30.06.2022	As at 30.09.2021	As at 31.03.2022
Vendor Deposits	126.50	129.83	146.59	146.63
Contribution Works	33.41	34.19	35.80	34.30
Other Liabilities	113.46	113.27	115.03	114.55
GIS - Insurance & Saving Fund	5.53	5.44	4.88	5.36
Self Funding Medical Scheme	8.54	8.12	14.43	8.24
Accidental Risk Self Funding Scheme	0.19	0.29	0.13	0.29
TOTAL	287.63	291.14	316.86	309.37

6 - LONG TERM PROVISIONS

Particulars	As at 30.09.2022	As at 30.06.2022	As at 30.09.2021	As at 31.03.2022
Provision for employee benefits				
Gratuity (unfunded)	262.80	263.07	213.45	263.73
Leave Encashment (unfunded)	953.35	957.50	988.84	960.99
TSSPDCL Pension and Gratuity Trust(Funded)	418.96	426.96	901.29	530.96
Medical Expenses (PRMS)	161.65	161.65	-	161.65
TOTAL	1,796.76	1,809.18	2,103.58	1,917.33

7 - SHORT TERM BORROWINGS

Particulars	As at 30.09.2022	As at 30.06.2022	As at 30.09.2021	As at 31.03.2022
Loans Repayable on Demand				
i) From Banks	1,236.64	1,035.26	109.23	-
ii) From Other Parties	673.58	527.19	485.43	447.82
Total	1,910.22	1,562.45	594.66	447.82
Current maturities of long-term debt	441.39	526.32	678.56	2,776.85
Total	2,351.61	2,088.77	1,273.22	3,224.67

8- TRADE PAYABLES

Particulars	As at 30.09.2022	As at 30.06.2022	As at 30.09.2021	As at 31.03.2022
Unsecured				
A. Micro, Small and Medium Enterprises (MSMEs)	1.18	2.26	20.01	2.41
B. Other than MSME				
APEPDCL	990.34	990.58	991.08	990.62
APSPDCL	(1,492.26)	(1,391.28)	(1,253.73)	(1,391.24)
TSNPDCL	(740.01)	(1,205.23)	(884.53)	(264.07)
TSGENCO	2,271.09	2,146.23	(2,993.76)	7,180.44
APGENCO	3,334.73	3,334.73	8,845.72	3,334.73
APTRANSCO	5.76	5.76	5.77	5.76
TGTRANSCO	1,295.60	1,272.61	1,230.87	1,204.02
Other Power Purchase Creditors	15,153.84	16,464.01	18,068.61	17,030.04
Other Payables	4,533.82	4,142.50	370.39	697.32
Trade Payables transfer on Merger- Husnabad	-	-	-	-
Trade Payables transfer on Merger- Gundala	2.78	2.78	2.78	2.78
Total	25,356.87	25,764.95	24,403.21	28,792.81

9 - OTHER CURRENT LIABILITIES

Particulars	As at 30.09.2022	As at 30.06.2022	As at 30.09.2021	As at 31.03.2022
Employee related liabilities	168.25	154.31	149.99	159.09
Statutory Liability	(81.07)	(134.34)	396.84	74.38
Advance from Customers	87.19	74.38	65.33	122.32
Consumer Deposits	4,455.54	4,328.15	3,833.09	3,953.28
Gov. of AP SC/ST Payable	3.47	3.47	3.47	3.47
Inter Unit Accounts	682.83	145.11	361.24	23.62
Interest Payable on Consumer Deposit	147.15	147.15	142.98	147.15
Interest Accrued and due	469.44	469.44	344.88	469.44
Other Liabilities	222.13	223.29	1,080.51	1,212.43
Artisans Salaries Payable	27.32	24.90	26.57	26.33
GST Liabilities	8.14	8.06	7.38	8.75
TSSPDCL PF Trust	(0.47)	(1.63)	0.93	-
Total	6,189.92	5,442.29	6,413.21	6,200.26

10 - SHORT TERM PROVISIONS

Particulars	As at 30.09.2022	As at 30.06.2022	As at 30.09.2021	As at 31.03.2022
Provision for Employee cost	30.28	30.28	29.62	30.28
RPF Fund	0.01	0.01	0.01	0.01
Provision for Admin Expenses	10.35	10.35	14.02	10.35
Provision for CWIP	1.53	1.53	0.82	1.53
Provision for Interest	285.87	285.87	269.83	285.87
Provision for O&M works	1.70	1.70	1.51	1.70
Provision for R & C Penalties	0.10	0.10	0.10	0.10
Provision for Power Purchase Cost	-	-	0	64.22
Gratuity (unfunded)	1.45	1.45	0.84	1.45
Leave Encashment (unfunded)	54.17	54.17	54.10	54.17
Medical Expenses (PRMS)	72.00	72.00	-	72.00
Total	457.46	457.46	370.85	521.68

SOUTHERN POWER DISTRIBUTION COMPANY OF TELANGANA LTD.

Note No.11 - Property Plant, Equipment and Intangibles (Rs. In Crore)

S. No	Particulars	Gross Carrying Values				Depreciation & Amortisation				Net Carrying Values			
		As at 1st Jul, 2022	Additions	Deletions/ Adjustments	As at 30th Sept. 2022	As at 1st Jul 2022	Depreciation charge for the quarter	Deletions/ Adjustments	As at 30th Sept. 2022	As at 30th Sept. 2022	As at 30th June. 2022	As at 30th Sept. 2021	As at 31st Mar. 2022
		₹	₹	₹	₹	₹	₹	₹	₹	₹	₹	₹	₹
a	Plant, Property and Equipment												
	Land	8.64	-	-	8.64	-	-	-	-	8.64	8.64	8.64	8.64
	Buildings	364.07	4.65	-	368.72	109.19	2.64	-	111.83	256.89	254.88	254.69	253.84
	Other Civil Works	215.64	1.69	-	217.33	38.93	1.82	-	40.75	176.58	176.71	171.42	174.72
	Plant and Machinery	8,549.90	128.48	0.32	8,678.06	4,460.93	83.83	0.28	4,544.48	4,133.58	4,088.97	3,973.32	3,997.07
	Lines and Cable Network	8,199.00	166.31	-	8,365.31	3,860.01	78.54	-	3,938.55	4,426.76	4,338.99	4,152.26	4,220.35
	Meters and Metering equipment	1,756.47	25.23	-	1,781.70	1,112.81	11.13	-	1,123.94	657.76	643.66	623.27	626.97
	Vehicles	7.08	-	-	7.08	6.37	-	-	6.37	0.71	0.71	0.71	0.71
	Furniture and Fixtures	16.55	0.14	-	16.69	11.04	0.12	-	11.16	5.53	5.51	4.91	5.54
	Office Equipment	48.87	0.42	-	49.29	31.19	0.38	-	31.57	17.72	17.68	15.85	16.41
	Air Conditioners	2.53	0.03	-	2.56	1.66	0.01	-	1.67	0.89	0.87	0.66	0.85
	Computer & IT Equipment	183.05	1.08	-	184.13	125.22	2.74	-	127.96	56.17	57.83	49.57	60.07
	Sub Total	18,946.24	328.03	0.32	19,679.51	9,757.36	181.21	0.28	9,938.29	9,741.22	9,594.44	9,255.30	9,365.17
	INTANGIBLE ASSETS												
b	Computer Software	68.72	2.08	-	70.80	45.63	1.17	-	46.80	24.00	23.09	2.12	24.18
	Sub Total	68.72	2.08	-	70.80	45.63	1.17	-	46.80	24.00	23.09	2.12	24.18
c	Capital Work in Progress	1,039.52	394.47	339.28	1,094.71	-	-	-	-	1,094.71	1,039.52	936.16	1,087.92
	Sub Total	1,087.92	394.47	339.28	1,094.71	-	-	-	1,094.71	1,039.52	936.16	1,087.92	
d	GRAND TOTAL (a+b+c)	20,102.88	724.58	339.60	20,845.02	9,802.99	182.38	0.28	9,985.09	10,859.93	10,657.05	10,193.58	10,477.27

SOUTHERN POWER DISTRIBUTION COMPANY OF TELANGANA LIMITED

Note No. 12 NON CURRENT INVESTMENTS (at Cost)

12										
A. Details of Trade Investments										
Sr. No.	Name of the Body Corporate	Subsidiary / Associate / JV/	No. of Shares / Units		Quoted / Unquoted	Partly Paid / Fully paid	Amount (₹ in Crore)			
			As at 30th Sept. 2022	As at 31st Mar. 2022			As at 30th Sept. 2022	As at 30th Jun. 2022	As at 30th Sept. 2021	As at 31st Mar. 2022
(1)	(2)	(3)	(4)	(5)	(6)	(7)	(8)	(8)		(9)
a)	ANDHRA PRADESH POWER DEVELOPMENT COMPANY LTD. (APPDCL)	Others	42,60,10,000	42,60,10,000	Unquoted	Fully Paid	426.01	426.01	426.01	426.01
	Total						426.01	426.01	426.01	426.01
B. Details of Other investments										
Sr. No.	Name of the Body Corporate	Subsidiary / Associate / JV/	No. of Shares / Units		Quoted / Unquoted	Partly Paid / Fully paid	Amount (₹ in Crore)			
			As at 30th Sept. 2022	As at 31st Mar. 2022			As at 30th Sept. 2022	As at 30th Jun. 2022	As at 30th Sept. 2021	As at 31st Mar. 2022
1	Investments in Government or Trust securities									
200021	AP TRANSCO - VIDYUT BONDS (Face Value Rs.10,00,000/- per Bond)	Others	132	132	Quoted	Fully Paid	-	13.20	13.20	13.20
200013	8.74% APPFC Bonds (Face Value Rs.10,00,000/- per Bond)	Others	47	47	Quoted	Fully Paid	4.70	4.70	4.70	4.70
200013	9.97% APPFC Bonds (Face Value Rs.10,00,000/- per Bond)	Others	24	24	Quoted	Fully Paid	2.40	2.40	2.40	2.40
200013	9.64% APPFC Bonds (Face Value Rs.10,00,000/- per Bond)	Others	22	22	Quoted	Fully Paid	2.20	2.20	2.20	2.20
200014	8.35% Govt of India Securities	Others	172000	172000	Unquoted	Fully Paid	-	-	1.72	1.72
200030	9.15% APSFC - Unsecured, Redeemable, Non Convertible, Non SLR Bonds Series VI-2013 (Face Value Rs.10,00,000/- per Bond)	Others	14	14	Unquoted	Fully Paid	0.28	0.28	0.56	0.28
200036	MAH SLD @ 9.25%	Others	180	180	Unquoted	Fully Paid	1.80	1.80	1.80	1.80
200030	APSFC SERIES VII/2014 FRO (Face Value Rs.1,00,000/- per Bond)	Others	9	9	Unquoted	Fully Paid	0.36	0.36	0.54	0.36
200038	9.2% GOVERNMENT OF INDIA - 2030 SECURITIES	Others	194	194	Unquoted	Fully Paid	1.94	1.94	1.94	1.94
200037	8.4% GOVERNMENT OF INDIA - 2024 SECURITIES	Others	190	190	Unquoted	Fully Paid	1.90	1.90	1.90	1.90
200005	7.72% Andhra Pradesh SDL	Others	4710	4710	Unquoted	Fully Paid	4.71	-	-	-
200006	7.74% Andhra Pradesh SDL	Others	5000	5000	Unquoted	Fully Paid	5.00	-	-	-
200008	7.60% Tamil Nadu SDL 2032	Others	19660	19660	Unquoted	Fully Paid	19.66	-	-	-
200009	7.65% Bihar SDL 2032	Others	10000	10000	Unquoted	Fully Paid	10.00	-	-	-
200016	7.45% Telangana SDL 2030	Others	4500	4500	Unquoted	Fully Paid	4.50	-	-	-
200017	7.47% Telangana SDL 2031	Others	4500	4500	Unquoted	Fully Paid	4.50	-	-	-
	Sub Total (B)						63.95	28.78	30.96	30.50
	Grand Total (A+B)						489.96	454.79	456.97	456.51

SOUTHERN POWER DISTRIBUTION COMPANY OF TELANGANA LTD.

13. Deferred Tax				
Particulars	As at 30.09.2022	As at 30.06.2022	As at 30.09.2021	As at 31.03.2022
1. Deferred Tax Liabilities	(779.49)	(779.49)	(769.10)	(779.49)
2. Deferred Tax Asset	2,583.17	2,583.17	2,780.68	2,583.17
Net Deferred Tax Asset/Liabilities	1,803.68	1,803.68	2,011.58	1,803.68

14 - LONG TERM LOANS & ADVANCES

Particulars	As at 30.09.2022	As at 30.06.2022	As at 30.09.2021	As at 31.03.2022
a. Secured, Considered good				
Loans & Advances to employees	33.43	34.93	32.30	35.40
b. Unsecured, Considered good				
Loans & Advances to employees	2.52	2.78	2.55	3.04
Deposits with Courts, Telecom and Local Authorities	99.98	99.80	95.70	99.85
Capital Advances	144.43	52.84	40.75	52.08
Total	280.36	190.35	171.30	190.37

15 - OTHER NON CURRENT ASSETS

Particulars	As at 30.09.2022	As at 30.06.2022	As at 30.09.2021	As at 31.03.2022
(a) Secured, considered good				
Long Term Receivables from Employees	5.23	5.07	5.74	5.23
(b) Unsecured, considered good				
Receivable from ITI, Chennai	0.49	0.49	0.49	0.49
Total	5.72	5.56	6.23	5.72

16 - INVENTORIES

Particulars	As at 30.09.2022	As at 30.06.2022	As at 30.09.2021	As at 31.03.2022
Stores and Spares	236.38	264.72	235.59	226.02
Less: Provision for Recovery/Write Off of Cost Materials	3.20	3.20	3.82	3.20
Total	233.18	261.52	231.77	222.82

17 - TRADE RECEIVABLES

Particulars	As at 30.09.2022	As at 30.06.2022	As at 30.09.2021	As at 31.03.2022
a. Sundry Debtors	14,933.53	13,368.50	12,673.19	12,436.39
b. Less: Provision for doubtful debts	(619.09)	(619.09)	(765.94)	(619.09)
c. Less: Provision for doubtful debts FSA	(26.02)	(26.02)	(26.02)	(26.02)
Sub Total (b + c)	(645.11)	(645.11)	(791.96)	(645.11)
Total	14,288.42	12,723.39	11,881.23	11,791.28

18 - CASH & CASH EQUIVALENTS

Particulars	As at 30.09.2022	As at 30.06.2022	As at 30.09.2021	As at 31.03.2022
1. Cash and Cash Equivalents				
a. Balances with banks				
- In Current Accounts	(314.30)	20.18	(441.69)	13.23
- Remittance in Transit	(5.76)	4.33	11.23	4.31
- In Deposits with Original Maturity less than 3 Months	290.21	100.55	288.03	142.05
b. Cash on hand	41.98	33.58	25.76	16.96
Total	12.13	158.64	(116.67)	176.55

19 - SHORT TERM LOANS & ADVANCES

Particulars	As at 30.09.2022	As at 30.06.2022	As at 30.09.2021	As at 31.03.2022
a. Secured, considered good				
Recoverable from employees (Cell phone)	0.05	0.05	0.07	0.05
b. Unsecured, considered good				
Loans & Advances to employees	9.17	10.92	7.04	8.98
Income Tax Refunds	7.65	6.56	3.97	5.66
Advance to O&M Suppliers	3.77	2.41	2.19	2.37
Government Receivables	5,292.01	5,626.87	5,373.48	5,292.01
Provision for Government Receivables - Additional Power	(3,877.87)	(3,877.87)	(3,877.87)	(3,877.87)
Other Loans & Advances	0.19	0.41	0.42	0.41
Total	1,434.97	1,769.35	1,509.30	1,431.61

20 - OTHER CURRENT ASSETS

Particulars	As at 30.09.2022	As at 30.06.2022	As at 30.09.2021	As at 31.03.2022
	₹ (in Crore)	₹ (in Crore)	₹ (in Crore)	₹ (in Crore)
Fixed asset retired from active use and held for disposal	0.07	0.07	0.07	0.07
Interest Accrued on Investments	5.08	5.08	5.62	5.08
Unbilled Revenue - Trade Receivables	2,637.47	2,637.47	2,339.66	2,637.47
FSA Revenue - Receivables	551.36	551.36	551.36	551.36
TSGENCO Master P & G Trust	(111.71)	(33.33)	(186.06)	83.35
Receivable on Demerger of Kurnool and Anantapur	2,096.57	2,096.57	2,096.57	2,096.57
TSSPDCL GPF Trust	(34.40)	(26.88)	(14.55)	(23.02)
Other Receivables	388.84	228.32	369.25	79.88
Receivable from Govt under UDAY for Losses	-	-	0	6,228.00
Net Receivable on Merger - Gundala	2.20	2.20	2.20	2.20
Total	5,535.48	5,460.86	5,164.12	11,660.96

SOUTHERN POWER DISTRIBUTION COMPANY OF TELANGANA LTD.

21 - REVENUE FROM OPERATIONS

Particulars	Q2 of 2022-23	Q1 of 2022-23	Q2 of 2021-22	FY 2021-22
(a) Sale of energy				
LT Supply	2,512.58	3,034.79	1,994.58	7,986.09
HT Supply	4,474.01	4,115.65	3,190.12	13,880.30
Interstate Sales	534.54	237.09	-	1,340.21
Fuel Surcharge Adjustment	0.40	0.54	0.50	2.69
Tariff Subsidy	150.09	402.66	349.35	1,397.50
Customer Charges	214.90	192.98	121.42	489.76
Theft of Power	7.45	9.29	8.10	32.67
Delayed Payment Surcharge - Income	369.83	332.10	357.68	1,447.92
R & C Penalties	-	-	0.03	0.03
(b) Other Operating Revenues				
Amortization of Consumer Contribution, Subsidies & Grants towards Property Plant and Equipment	-	-	-	415.16
Others - Wheeling, Unscheduled Interchange, Capacitor Surcharge etc..	12.29	17.20	17.61	111.17
Less: Electricity Duty	(50.67)	(54.96)	-	(181.95)
Total	8,225.42	8,287.34	6,039.39	26,921.55

22 - OTHER INCOME

Particulars	Q2 of 2022-23	Q1 of 2022-23	Q2 of 2021-22	FY 2021-22
Interest Income				
Bank	2.05	1.01	1.17	5.39
Staff	0.18	0.22	0.27	0.89
Others (Interest on ED)	2.08	1.81	1.49	6.77
Rent from Company's Property Plant and Equipment	0.19	0.15	0.12	0.43
Sale of Scrap	0.39	0.07	1.38	9.48
Penalties from Suppliers	2.07	1.32	0.92	5.21
Other Income	35.91	22.75	20.07	99.24
Total	42.87	27.33	25.42	127.41

23 - POWER PURCHASE COST

Particulars	Q2 of 2022-23	Q1 of 2022-23	Q2 of 2021-22	FY 2021-22
Purchase of Power - Fixed Cost	1,856.85	2,097.71	7.60	8,910.20
Purchase of Power - Variable Cost	4,440.44	5,202.41	6,270.77	16,353.17
Transmission Charges	922.77	824.82	586.53	3,066.60
Other Power Purchase Costs	44.36	34.81	24.00	(300.29)
Total	7,264.42	8,159.75	6,888.90	28,029.68

24 - EMPLOYEE BENEFIT EXPENSE

Particulars	Q2 of 2022-23	Q1 of 2022-23	Q2 of 2021-22	FY 2021-22
Salaries and incentives	397.79	375.19	356.12	1,460.53
Artisans Remuneration	82.05	80.59	84.40	322.46
Contributions to Employees Provident Fund 1952	22.32	21.29	19.42	79.18
Artisans EPF and ESIC Contributions	5.15	5.15	5.42	20.90
Pension Benefits	3.18	3.17	3.23	(67.18)
Director's Remuneration & Allowances	0.82	0.80	0.74	3.21
Director's Sitting Fees	-	-	-	-
Staff welfare expenses	4.03	5.31	7.73	262.31
Less: Employee Cost Capitalised	(24.59)	(24.21)	(20.38)	(86.45)
Total	490.75	467.29	456.68	1,994.96

25 - OPERATION & OTHER EXPENSES

Particulars	Q2 of 2022-23	Q1 of 2022-23	Q2 of 2021-22	FY 2021-22
Advertisement	0.21	0.66	0.23	1.27
Consultancy Charges	0.73	0.50	0.54	1.92
Contract Labour Charges	3.61	2.87	2.77	14.56
Electricity Charges	2.88	2.04	1.90	7.69
Insurance	0.01	0	0.02	0.36
Inventories Handling Charges	0.25	0.33	0.17	0.97
Legal Charges	0.62	0.49	0.29	0.86
License fees - TSERC	-	8.21	-	5.93
Office Maintenance	0.15	0.63	0.27	0.82
Other Expenses	3.72	3.43	3.42	8.98
Postage & Telegrams	0.03	0.02	0.04	0.14
Printing & Stationery	1.38	1.33	1.84	6.64
Professional Charges	9.45	4.02	8.70	34.19
R&M - Others	3.11	0.74	(0.63)	7.72
Rates & taxes	0.65	2.04	1.54	3.66
Rent	0.22	0.03	0.11	0.57
Repairs to Buildings & Civil works	0.80	0.14	1.30	8.99
Repairs to Plant and Machinery	18.18	5.84	23.21	137.63
Repairs to Vehicles	7.49	0.96	8.49	2.10
Telephone & Communication	0.70	1.42	2.58	6.26
Training Exp	0.01	0.01	0.01	0.12
Travelling Expense	6.93	6.32	5.82	27.70
Vehicle Hire charges	3.62	0.82	1.22	44.68
Vidyut Ombudsman Exp	0.13	0.13	0.16	0.62
Payments to the auditor	0.02	0	-	0.17
Office Maintenance Tea Snacks	0.36	0.15	0.24	1.47
Office Maintenance other expenses	0.61	0.25	0.38	1.87
Office Maintenance Cleaning expenses	0.01	0.01	0.01	0.08
Less: Administration & General Exp Capitalised	(4.33)	(4.27)	(3.59)	(15.20)
Total	61.55	39.12	61.04	312.77

SOUTHERN POWER DISTRIBUTION COMPANY OF TELANGANA LTD.

26 - FINANCE COSTS

Particulars	Q2 of 2022-23	Q1 of 2022-23	Q2 of 2021-22	FY 2021-22
Interest expense				
-Long Term Loans	107.00	106.47	119.39	433.62
Short Term Loans	335.62	310.69	323.52	1,369.13
-Consumption Deposits	-	143.20	0.07	147.37
-Others				
On FRP Bonds	0	0	0	152.83
On Other Liabilities	-	0	-	142.96
Bank Charges	11.77	1.77	8.87	112.81
Less: Interest Capitalised	(4.29)	(4.18)	(3.33)	(12.95)
Total	450.10	557.95	448.52	2,345.77

27 - EXCEPTIONAL ITEMS

Particulars	Q2 of 2022-23	Q1 of 2022-23	Q2 of 2021-22	FY 2021-22
Assets Scrapped	0.04	2.32	0.16	0.74
Provision for Bad Debts	0	0	-	(146.86)
Compensation Paid to Electrical Accidents	3.80	5.21	2.79	19.95
Others	(0.57)	(0.48)	(0.67)	(2.53)
Price Variation	13.96	11.95	5.72	15.15
Revenue grant under UDAY Scheme	0	0	-	(6,228)
Prior Period Items	-	-	-	-
Total	17.23	19.00	8.00	(6,341.55)

28 - CONTINGENT LIABILITIES (to the extent not provided in the books)

Particulars	Q2 of 2022-23	Q1 of 2022-23	Q2 of 2021-22	FY 2021-22
(i) Contingent Liabilities				
(a) Entry Tax	206.71	206.71	207.70	206.71
(b) Sales tax Penalty against G Form (Cement purchases)	1.34	1.34	1.34	1.34
(c) Liability under AP VAT Act 2005 (April 2005 to 2009-10)	86.92	86.92	86.92	86.92
(d) Income Tax (TDS)	338.29	338.29	93.25	338.29
(e) Service Tax	206.26	206.26	206.26	206.26
(f) Employee Provident Fund	11.47	11.47	14.30	11.47
(g) LPS raised by Singareni Thermal Power Plant	3182.55	3182.55	0.00	3182.55
Sub Total (i)	4,033.54	4,033.54	609.77	4,033.54
(ii) Commitments				
(a) Estimated amount of contracts remaining to be executed on	379.78	379.78	304.21	379.78
Sub Total (ii)	379.78	379.78	304.21	379.78
Grand Total (i+ii)	4,413.32	4,413.32	913.98	4,413.32

29 - Analytical Financial Ratios for the first quarter ended 30.09.2022

Particulars	Numerator	Denominator	For the first quarter Ended 30th Sept, 2022	For the Year Ended 31st March, 2022	Variance in %
1. Current Ratio (In Times)	Current assets	Current liabilities	0.63	0.65	3.70
2. Debt-Equity Ratio (In Times)	Total Debt	Shareholder's Equity	(1.05)	(1.03)	(1.74)
3. Debt Service Coverage Ratio, (In Times)	EBITDA	Total Debt Service	0.49	0.60	18.80
4. Return on Equity Ratio (In %)	Net Profits after taxes	Avg. Shareholder's Equity	(1.11)	(3.67)	69.77
5. Inventory turnover ratio (In Times)	As the Licensee / Discom is not a manufacturing company, this ratio is not applicable				
6. Trade Receivables turnover ratio (In Times)	Total Sales	Trade Receivables	0.53	2.03	74.00
7. Trade payables turnover ratio (In Times)	Total Purchases	Trade Payables	0.29	0.97	70.47
8. Net capital turnover ratio (In Times)	Total Sales	Working Capital	(0.59)	(1.78)	67.04
9. Net profit ratio (In %)	Net Profit	Total Sales	(2.40)	(2.32)	(3.29)
10. Return on Capital employed (In Times)	EBIT	Capital Employed	0.29	4.05	92.73
11. Return on Investment (In %)	Net Income on Investments	Cost of Investments	-	8.95	100.00

30. Quantitative Information

Particulars	Q2 of 2022-23	Q1 of 2022-23	Q2 of 2021-22	FY 2021-22
Energy Input (Discom) (KWH in MU)	12,302.16	13,106.14	13,702.46	46,793.72
Sale of Energy (KWH in MUs)	11,242.00	11,597.20	10,851.71	42,518.30

For and on behalf of the Board of Directors of
Southern Power Distribution Company of TS Limited

P. Narasimha Rao

Sri P. Narasimha Rao
Director Finance / CFO
DIN : 08242557

Sri G. Raghuma Reddy

Sri G. Raghuma Reddy
Chairman & Managing Director
DIN : 02943771

28 NOV 2022

Date :
Place: Hyderabad

P. Krishna Reddy

P. Krishna Reddy
Chief General Manager
(Finance)

V. Anil Kumar

Anil Kumar Voruganti
Company Secretary
F.No. 9521